



Welcome  
TO BACK TO SCHOOL NIGHT



# Meet the Teacher



MEET MRS.  
LABRUCHERIE



Click on the picture  
to read about your  
teacher



# Happening Now



## Classroom Essentials

- A Plastic Pencil Box
- Headphones (standard plug in)
- Sharpened Pencils
- Crayons
- Glue sticks
- Scissors
- 3 Primary Composition Books
- Addition and Subtraction Fact Flash Cards (for Home)

\* Please replenish supplies often. We color, cut, and glue daily and run through these supplies quickly.



# Data Confirmation



Please log on to the Aeries Portal and confirm all of your child data. This is their digital emergency card and we need to make sure everything is up to date ASAP.

[Link to the Aeries Portal](#)



# Communication



- PARENT SQUARE Click the link

- I post what's happening in our class multiple times throughout the week..
- I also post announcements for going off track, coming back on track, and special events.
- Parent Square works just like text messaging, I will receive your message on my phone and will do my best to respond as soon as I am able.



# Contact information

- You can contact me via:

- email

[kassandra\\_labrucherie@chino.k12.ca.us](mailto:kassandra_labrucherie@chino.k12.ca.us)

- or Parent Square

- Parent Square will have a faster response :)







ParentSquare



PREFERENCE

# Daily Schedule

- 
- 
- 
- 2024-2025 All Year Round Track Schedule
  - Cal Aero 2024-2025 Bell Schedule
- 



## Mon., Tues., Wed., Fri

8:00 a.m. School Begins

8:00-9:30 ELA

9:30-9:43 Recess

9:43-10:50 Hangar Time

11:00-11:40 Lunch

11:40-12:40 Math

12:40-1:10 Math Centers/ELD

1:10-2:15 Social Studies/Science

1:35-1:48 Recess

2:15-2:50 PE

2:50 Dismissal

## Thursday (Minimum

### Days)

8:00 a.m. School Begins

8:15-8:45 Second Step

8:45-9:50 ELA

9:50-10:20 Lunch/Recess

10:20-10:50 ELD/Math Centers

10:50-11:30 Math

11:30 Dismissal

# Daily Schedule

# 2nd Step



The **Second Step** program teaches skills in the following four areas:

1. **Skills for Learning:** Students gain skills to help themselves learn, including how to focus their attention, listen carefully, use self-talk to stay on task, and be assertive when asking for help with schoolwork.
2. **Empathy:** Students learn to identify and understand their own and others' feelings. Students also learn how to take another's perspective and how to show compassion.
3. **Emotion Management:** Students learn specific skills for calming down when experiencing strong feelings, such as anxiety or anger.
4. **Problem Solving:** Students learn a process for solving problems with others in a positive way.



# 2nd Step



## Second Step

- Please consent to the Second Step curriculum as part of the data confirmation
- To preview the Second Step curriculum, use the QR code
- July 25 from 8:00-3:15 p.m., Counselor Nguyen will be available to preview the curriculum and answer questions. Counselor email: [anhxuan\\_nguyen@chino.k12.ca.us](mailto:anhxuan_nguyen@chino.k12.ca.us)




# Class Management



- In class we earn Aim High tickets for positive behavior.

- To earn Aim High, we use Class Dojo to get points. These points turn into aim high tickets too!


- A report of your child's point will be sent home with homework every week for you to sign and return.



# Class Management



- In class we earn Aim High tickets for positive behavior.
- Check out the next two slides to see what 1st grade expectations look like in the class and school wide!



# Class Management



## FIRST GRADE CLASSROOM EXPECTATIONS

	Entering Class	Whole Group Learning	Small Group Learning	Independent Learning	Transition Times	Electronics	Exiting Class
	Voice Level: 0	Voice Level: 0-2	Voice Level: 1-2	Voice Level: 0-1	Voice Level: 0	Voice Level: 0-1	Voice Level: 0
Responsible	<ul style="list-style-type: none"> <li>- Be prepared prior to entering.</li> <li>- Follow all directions the first time.</li> <li>- Have books and materials out and ready to go.</li> </ul>	<ul style="list-style-type: none"> <li>- Focus on speaker.</li> <li>- Complete all work neatly.</li> <li>- Complete work on time.</li> </ul>	<ul style="list-style-type: none"> <li>- Follow directions the first time.</li> <li>- Ask for help when needed.</li> <li>- Complete work neatly and on time.</li> </ul>	<ul style="list-style-type: none"> <li>- Follow directions the first time.</li> <li>- Ask for help when needed.</li> <li>- Complete work neatly and on time.</li> </ul>	<ul style="list-style-type: none"> <li>- Follow directions the first time.</li> <li>- Put away and take out materials quickly.</li> </ul>	<ul style="list-style-type: none"> <li>- Be on task.</li> <li>- Use two hands to carry.</li> <li>- Follow directions the first time.</li> <li>- Ask for help when needed.</li> </ul>	<ul style="list-style-type: none"> <li>- Take all homework/books needed.</li> <li>- Take your backpack, lunch pail, and water bottle.</li> </ul>
Respectful	<ul style="list-style-type: none"> <li>- Calmly and quietly enter.</li> <li>- Be seated and ready to learn.</li> <li>- Get started on work right away.</li> </ul>	<ul style="list-style-type: none"> <li>- Listen attentively.</li> <li>- Raise your hand for permission to speak.</li> <li>- Participate in class discussions appropriately.</li> </ul>	<ul style="list-style-type: none"> <li>- Work cooperatively.</li> <li>- Listen to your classmates' opinion and ideas.</li> <li>- Use kind language.</li> <li>- Use time wisely.</li> </ul>	<ul style="list-style-type: none"> <li>- Do your own work.</li> <li>- Work quietly.</li> <li>- Use time wisely.</li> </ul>	<ul style="list-style-type: none"> <li>- Put away and take out materials quietly.</li> <li>- Be in charge of yourself only.</li> </ul>	<ul style="list-style-type: none"> <li>- Use clean, dry hands only.</li> <li>- Use time wisely.</li> <li>- Work quietly.</li> <li>- Plug in laptop chargers.</li> </ul>	<ul style="list-style-type: none"> <li>- Clean up area prior to leaving.</li> <li>- Listen to all directions.</li> </ul>
Safe	<ul style="list-style-type: none"> <li>- Walk quietly.</li> <li>- Hands and feet to self.</li> </ul>	<ul style="list-style-type: none"> <li>- Sit in chair appropriately.</li> <li>- Use materials appropriately.</li> </ul>	<ul style="list-style-type: none"> <li>- Sit in chair appropriately.</li> <li>- Use materials appropriately.</li> </ul>	<ul style="list-style-type: none"> <li>- Sit in chair appropriately.</li> <li>- Use materials appropriately.</li> </ul>	<ul style="list-style-type: none"> <li>- Put things back where they belong.</li> <li>- Hands to self.</li> </ul>	<ul style="list-style-type: none"> <li>- Use materials appropriately.</li> <li>- Put things back where they belong.</li> </ul>	<ul style="list-style-type: none"> <li>- Line up before leaving.</li> <li>- Walk quietly to your exit.</li> </ul>



# Class Management



**CAL AERO** ✈️ **AVIATORS**  
BOARDING PASS


<b>Responsible</b> PASSENGER	<b>Respectful</b> FLIGHT	<b>Safe</b> SEAT
Walk directly to destination	Hands and feet to ourselves	Walk
Walk in a straight line	Voices off	Pay attention
<b>GATES</b> K-8		<b>BOARDING TIME</b> 07:50



# Behavior Incentives

## School Wide Incentives

- PTO Helps to run the **Aim High Store** . Every Thursday, students take their earned Aim High tickets to this store and purchase fun items.
- If you are interested in donating to this store let me know!



# Incident Logs

## Incident Logs and Minor/Major Referral Forms

**Cal Aero Student Incident Log**

Student Name: \_\_\_\_\_ Grade: \_\_\_\_\_ Date: \_\_\_\_\_ Teacher/Staff Member: \_\_\_\_\_

**Problem Behavior**

☐ Bullying  
☐ Harassment  
☐ Cheating  
☐ Disrespect  
☐ Defiance  
☐ Inappropriate language  
☐ Disruption  
☐ Inappropriate behavior  
☐ Inappropriate use of technology  
☐ Inappropriate use of social media  
☐ Inappropriate use of cell phone  
☐ Inappropriate use of other devices

**Possible Function**

☐ Attention seeking from class  
☐ Attention seeking from teacher  
☐ Attention seeking from peer  
☐ Attention seeking from self  
☐ Attention seeking from other

**Parent Communication**

☐ Called parent on \_\_\_\_\_  
☐ Email \_\_\_\_\_  
☐ Other \_\_\_\_\_

**Teacher Intervention**

☐ Verbal reprimand  
☐ Written reprimand  
☐ Suspension  
☐ Other \_\_\_\_\_

**Comments**

\_\_\_\_\_

**Minor Offense: Cal Aero Student Referral Form**

Instructions for Teachers:

- 1) Attach this Minor Offense Referral Form to the document.
- 2) Fill out the Student's name, classroom information, date, and time.
- 3) Check the appropriate boxes describing the problem behavior and possible function. Include additional comments as needed.
- 4) Submit the whole page of this document to the Main Office.
- 5) The student and classroom will be notified of the referral. The administrator will call the student to discuss the form submission, then return the form to you after the student is seen.

Student Name: \_\_\_\_\_ Grade: \_\_\_\_\_ Date: \_\_\_\_\_ Teacher/Staff Member: \_\_\_\_\_

**Problem Behavior**

☐ Was not respectful  
☐ Disrespect  
☐ Inappropriate language  
☐ Disruption  
☐ Inappropriate behavior  
☐ Inappropriate use of technology  
☐ Inappropriate use of social media  
☐ Inappropriate use of cell phone  
☐ Inappropriate use of other devices

**Possible Function**

☐ Attention seeking from class  
☐ Attention seeking from teacher  
☐ Attention seeking from peer  
☐ Attention seeking from self  
☐ Attention seeking from other

**Teacher Intervention**

☐ Verbal reprimand  
☐ Written reprimand  
☐ Suspension  
☐ Other \_\_\_\_\_

**Comments**

\_\_\_\_\_

**Major Offense: Cal Aero Student Referral Form**

Instructions for Teachers:

- 1) Fill out the Student's information, and the date and time of the incident.
- 2) Check the appropriate boxes describing the major offense and possible function.
- 3) Describe in detail what you witnessed and/or what took place.
- 4) Submit this referral to an Administrator or the Front Office if an Administrator is unavailable.
- 5) The Administrator reviewing this discipline referral will contact you with the outcome of the referral.

Student Name: \_\_\_\_\_ Grade: \_\_\_\_\_ Date: \_\_\_\_\_ Teacher/Staff Member: \_\_\_\_\_

**Major Offense (List Code)**

☐ Bullying  
☐ Harassment  
☐ Cheating  
☐ Disrespect  
☐ Defiance  
☐ Inappropriate language  
☐ Disruption  
☐ Inappropriate behavior  
☐ Inappropriate use of technology  
☐ Inappropriate use of social media  
☐ Inappropriate use of cell phone  
☐ Inappropriate use of other devices

**Possible Function**

☐ Attention seeking from class  
☐ Attention seeking from teacher  
☐ Attention seeking from peer  
☐ Attention seeking from self  
☐ Attention seeking from other

**Teacher Intervention**

☐ Verbal reprimand  
☐ Written reprimand  
☐ Suspension  
☐ Other \_\_\_\_\_

**Comments**

\_\_\_\_\_

Referring Faculty/Staff Printed Name: \_\_\_\_\_  
Referring Faculty/Staff Signature: \_\_\_\_\_ Date: \_\_\_\_\_

White: Minor Referral  
Yellow: Major Referral

# Curriculum



SAVVAS  
realize™



twigScience

Wonders



# Reading





- 
- 
- In First grade, reading is a huge focus! **HUGE!** Your child should be reading aloud to someone else **every** night.
  - Every Week, in our homework, I will be sending home a decodable reader that correlates with our lesson. They will need to read this to you, you, the parent, will then sign the spot on the homework indicating that, yes, my child did read this book with me. This simple task will help tremendously in your child's ability to read.



# Spelling



- 
- 
- Every Friday, on the homework cover page, you will get a list of spelling words to practice for the spelling test... I don't just test the word, I give them a dictation sentence with the word in it. Practice for the dictation sentences will be part of the weekly homework.
  - I am looking for capitalizing the first word, neat writing, a space in between each word, and punctuation at the end in each dictation sentence.



# Math

Name :	_____	Score :	_____
Teacher :	_____	Date :	_____

5 Minute Drill															
17 + 0	15 + 0	11 + 1	1 + 0	1 + 0	19 + 1	19 + 1	18 + 0	12 + 0	19 + 0						
4 + 0	7 + 1	4 + 0	14 + 1	15 + 0	17 + 1	14 + 1	15 + 1	16 + 0	9 + 0						
2 + 1	11 + 0	3 + 0	11 + 0	10 + 0	4 + 0	20 + 1	20 + 0	19 + 0	12 + 0						
1 + 0	5 + 0	19 + 1	9 + 0	2 + 1	14 + 1	9 + 1	4 + 0	2 + 1	5 + 1						
1 + 1	0 + 0	3 + 1	13 + 0	12 + 0	13 + 0	10 + 1	9 + 1	16 + 1	6 + 1						
8 + 0	18 + 1	7 + 1	9 + 0	7 + 0	2 + 0	20 + 1	17 + 1	11 + 0	15 + 0						
17 + 1	20 + 0	13 + 1	0 + 1	0 + 1	2 + 0	18 + 0	11 + 1	7 + 1	3 + 0						
14 + 1	6 + 0	18 + 0	0 + 0	10 + 1	5 + 1	8 + 1	10 + 1	13 + 1	6 + 1						
8 + 0	5 + 0	20 + 1	12 + 1	7 + 0	8 + 1	16 + 0	17 + 0	3 + 1	3 + 1						
14 + 1	0 + 1	13 + 1	1 + 1	10 + 0	16 + 1	15 + 0	16 + 0	4 + 1	18 + 1						

To be prepared for first grade math curriculum, practicing **math facts** is always a good idea.

I have already posted on my web page a link to our timed tests. We take these daily; 100 problems in 5 minutes. Flash cards help too. There's also Xtra-Math. Their goal is to pass 1-10 for addition and 1-10 for subtraction before they reach **2nd grade**.

SAVVAS  
realize™

# Science




We have new Science curriculum. We discover many things in first grade, Space, plants, animals, sound, light... It is all very fun.

·twigScience



# Social Studies

In first grade, students develop their understanding of basic concepts and ideas from civics, economics, geography, and history. The context for social studies learning in first grade is the family and the ways they choose to live and work together. To develop students' understanding of the basic social studies concepts, students are asked to think about families nearby and those far away.



# Homework



- Every Friday, Starting in August, I will send home a packet in their Aviator Folders. The Folder includes:
  - **Passwords** to login to their school accounts... They have access to prodigy, and Epic (although epic has a curfew).
  - **A sticker sheet** for checking complete homework. They get a sticker if the packet is turned in on time, neatly written, and complete. I just check for completion, not whether or not their answers are correct... They shouldn't be doing their homework unsupervised. It takes a village to raise these kiddos and you might have a better way at explaining something to your child than I do... we are a team.



# Homework

Continued...



Inside the Friday Folder, you should expect:

- **A packet** which includes: a Cover Sheet (2 sided) stating what is assigned each day and math pages.
  - The **homework cover sheet** includes the topics for the week, spelling, vocabulary, and math assignments
  - The **2nd side** of the cover sheet explains spelling homework. Spelling can be done on a blank page or lined paper. Staple spelling to the packet when complete and initial all reading.
- 5 pages of math (sometimes less if we have a test scheduled, there will be no math assigned on those nights)
- Homework is due every **FRIDAY MORNING** as your child walks through the door.



# A peek At Our Week

Unit 1, Week 1: At School

**What we are learning!**  
**Essential Question:**  
 What do you do at your school?

**Comprehension Focus:**  
 Visualize

**Word Work:**  
 Short a, like in apple

**Vocabulary:**  
 learn, subjects, common, object, recognize

**Reading:**  
 Can Jack?, Pam Can

**Spelling Words**  
 van  
 can  
 jam  
 mad  
 bat  
 cat  
 hat  
 ham  
 map  
 fan

**HF Words**  
 does  
 not  
 school  
 what

**Math Homework**

Friday 8/18: No homework

Monday 8/21: 2.1


Tuesday 8/22: 2.2

Wednesday 8/23: 2.3

Thursday 8/24: Independent Work (Timed Test, Prodigy, Flash Cards)

**Parent News for the Week**

Welcome back! Please be sure to sign up for parent conferences. September 11-12 times vary each day. Sign up available on Parent Square



Cover Sheet (Front)

Unit 1 Week 1

**Friday: Fluency Reading (Read 2 Times)**

**"Can Jack?"**

Max can.  
 Can Jack? Jack Can.  
 Max Can. Can Jack?  
 Jack can not.  
 Jack is sad.  
 What does Nan do?  
 Nan helps Jack!  
 Jack likes school.

**Monday: Decodable Reader Pam Can**

**Tuesday: Write each sentence with SWEET**

- The cat is fat.
- I have a can.
- I like the jam.
- Dad has the map.
- The ham is good.
- Do you have a hat?
- He is mad.
- The fan is on.
- Get in the van.
- I hit it with a bat.

**Wednesday: Write each spelling word 3 times each and box the spelling rule.**  
 Ex. cat, cat, cat

**Thursday: Parents, give your child a practice dictation sentence spelling test from Tuesday night's list (Choose only 5). For every spelling word missed, write it 3 times each.**

Cover Sheet (Back)

Math Pages

**Pam Can!**

Name \_\_\_\_\_

**Find**

You can do to help you.

Color the picture.

Count the circles.

These circles are the missing part.

Write the number.

Draw a picture to solve.

Write the number.

1. There are 8 penguins.  
 2 penguins are small.  
 How many penguins are big?  
 $2 + \underline{\quad} = 8$

2. Andre has 8 puppies.  
 Some puppies are in the house.  
 4 puppies are playing in the yard.  
 How many puppies are in the house?  
 $4 + \underline{\quad} = 8$

**Reasoning**

3. Use the picture to solve.

There are 8 marbles in all.

\_\_\_\_\_ marbles are inside.

\_\_\_\_\_ marbles are outside.

\_\_\_\_\_ + \_\_\_\_\_ = 8

**Reteaching 2-2**

$7 + \underline{\quad} = 8$

Whole

$7 + \underline{\quad} = 8$

# Grading Policy

## Grading Rubric



Cal Aero Preserve Academy  
Grading Rubric

Grade	Level of Understanding	Depth of Knowledge
4	Excelling	Students at the excelling level of performance are consistently performing at grade level, can demonstrate independence, and can extend the grade level standards, when applicable and expected at this point of the school year.
3	Achieving	Students at the achieving level of performance demonstrate an adequate understanding of and ability to apply skills needed to meet grade level standards at this point of the school year.
2	Progressing	Students at the progressing level of performance are partially meeting the grade level standards expected at this point of the school year.
1	Beginning	Students at the Beginning/Standard Not Met level are not yet meeting grade level standards expected at this point of the school year.

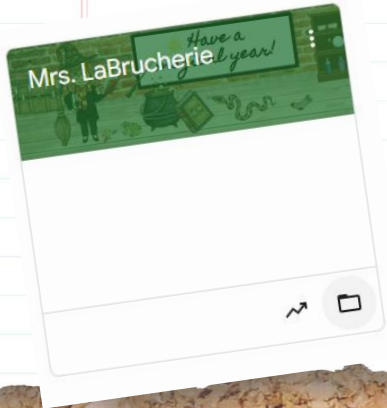
# Assessments



- When we return in August, every **Friday**, we will be taking a **spelling test**. The words will be provided for you the Friday before on the homework cover sheet.
- **Math, Social Studies, & Science**  
Assessments come at the end of each unit so there is not a set date for each of those assessments.



# Google Classroom



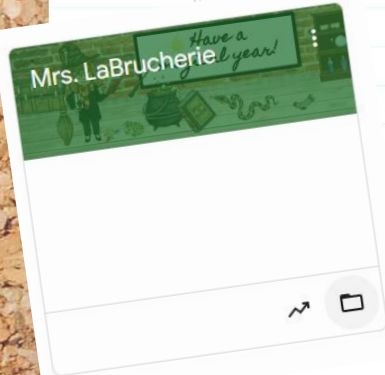
I will be using Google Classroom to assign classwork during class. The only time the students need to sign on to this platform is if they are on an independent study or off track. This is where I would assign work for them to do if they are out for an extensive amount of time.

# Google Classroom




When we go off track there will be things to do on Google Classroom and Classlinks. They should be reading and practicing math **everyday** they are off track.

- Libraries
- Epic (Reading)
- Prodigy (Math and Reading)
- Accelerated Reader
- Boddle (Math)
- Espark (Math and Reading)
- Xtra Math
- Math-Aids timed tests...



# Report Cards



- Report Cards are distributed by me at the end of each trimester.
- 1st Trimester: 10-17-24
- 2nd Trimester: 2-20-25
- 3rd Trimester: 6-27-25
- Depending on how you filled out your student information in the Aeries Portal, your child will be handed their report card by me and they will take it home. If you decided against this, you'll need to pick it up from the office.



# Lunchtime

We have lunch from 11:00- 11:40 (M,T,W,F ),  
9:20- 9:50 (Thursday ).



**\*Thursdays** : your child doesn't need to bring lunch on Thursday, we go so early it's more a snack time anyway. They are allowed to bring lunch and the cafeteria provides a complete lunch on Thursdays too.

# Recess

1st recess is at 9:30-9:43am.  
Last recess is at 1:35-1:48 pm.

Recess is for using the restroom. Please encourage your child to use the restroom before they play.



# Dismissal



M, T, W, F we dismiss at **2:50 pm** and on **Thursdays** at **11:30 am** from the South gate. Your child will wait for you on the left side of the dismissal gate. 3rd and up are on the right of the gate. Please don't stand in the middle as the kids walk out. It creates too much traffic.

If you have plans to pick them up in another location, please let me know so I am aware. I dismiss the north gate students and high five to walk on their own in a group.



# Dismissal



- If you plan on picking your child up early from school please be aware of when we are scheduled out of the classroom.
- Plan to pick up your child **before** or **after** recess and lunch times.
- It takes time to locate your child.



# Class Parties

We are scheduled to have 3 classroom parties this year.

- **Halloween:** I would like to have a Halloween party since we track off before all the other holidays.
- Valentine's Day
- **End of the year**

**Also, We usually collect \$20 from each child to fund all three parties.**



# Birthdays

Nothing may be dropped off in the office for birthday recognition. It must be pre arranged with the teacher and directly given to the teacher. Any treats/goodie bags must be store bought.



# Conferences



ParentSquare

A parent Square sign-up has been created. You can located on your Parent Square App. It opens for sign-ups on Tuesday, July 23rd..

**Parent Conferences are September 16th-18th**

# School Events



- Character Walk
- Fundraiser (possibly, the fun run)
- 3 class parties (Halloween, Valentine's Day, End of the year)
- Carnival
- Mother/Son event
- Father/Daughter Event
- And Much More...



# Important Dates




**Track Off:** Friday, 7/26/24 (minimum day)  
**Return:** Thursday, 8/29/24 (minimum day)

**Track Off:** Friday, 11/15/24 (minimum day)  
**Return:** Monday, 1/6/25

**Track Off:** Friday, 3/28/25 (minimum day)  
**Return:** Monday, 4/24/25

**Last Day of School:** Friday, June 27, 2025



# Technology



Click the link



- They will use the same laptop everyday.
- We are asking that everyone bring in their own lightweight headphones. No Bluetooth or wireless because we won't be able to charge them. These headphones must plug in.





# field Trips



Wednesday,  
October 2nd, 2024

More information to come





<https://www.instagram.com/calaeropto/>

# *Cal Aero PTO*



<https://www.facebook.com/calaeropto>

We can also be reached at: [calaeropto@gmail.com](mailto:calaeropto@gmail.com)



## Get involved!

If you want to participate, here's how:

### Sign up to be a room parent

Room parents work closely with PTO to put on events for the school and communicate information back to other parents.

## CAL AERO PRESERVE ACADEMY

calaeropto@gmail.com  facebook.com/calaeropto  instagram.com/calaeropto



## JOIN THE PTO!

The Parent/Teacher Organization (PTO) is essential to ensuring that your child has a fulfilling school year! Please join the PTO by making a donation to continue funding the events below.

### WHAT KIND OF MEMBER ARE YOU?

All participating classes with 80% or higher of PTO membership will receive a class party.

#### COMMANDER \$300 (FAMILY PTO)

THE ULTIMATE CAL AERO SPONSORSHIP FAMILY; IN ADDITION TO THE CAPTAIN LEVEL, EACH CHILD WILL RECEIVE THEIR OWN LIMITED CAL AERO T-SHIRT AND YOUR FAMILY WILL BE COMMEMORATED ON A SCHOOL PLAQUE DISPLAYED ON CAMPUS.

#### CAPTAIN \$50 (FAMILY PTO)

THIS IS A FAMILY PTO MEMBERSHIP; WILL INCLUDE ALL SQUADRON PRIZES AND ONE LIMITED EDITION CAL AERO T-SHIRT PER FAMILY. (ADDITIONAL T-SHIRTS AVAILABLE FOR PURCHASE SEPARATELY.)

#### SQUADRON \$25 (SINGLE PTO)

IN ADDITION TO THE CREW LEVEL, YOUR CHILD WILL RECEIVE A SPECIAL WELCOME BACK PACKAGE.

#### CREW \$10 (SINGLE PTO)

THIS IS A SINGLE PTO MEMBERSHIP; YOUR CHILD WILL RECEIVE CREDIT FOR HIS/HER CLASS TOWARDS THE CLASS PARTY.

Don't forget that your donations are tax deductible!

### YOUR GENEROUS PTO DONATION GOES TO HELP FUND:

Art/Music Programs  
Sports Programs  
Yearbook  
STEM Programs  
Teacher/Staff Appreciation

Student Clubs  
Field Trips  
Safety Programs  
Track Meet  
Father/Daughter Event

Mother/Son Event  
Teacher Grants  
Book Fair  
End-of-the-Year Event  
Campus Enhancements

2023-2024

## PTO MEMBERSHIP FORM

Please return this form and payment in the attached envelope. Cash, credit card and checks accepted. Checks should be made payable to: **Preserve Academy Flight Crew**

### FAMILY MEMBERSHIPS (only one form needed)

- ☐ COMMANDER Membership \$300
- ☐ CAPTAIN Membership \$50

### SINGLE MEMBERSHIPS (submit one form for EACH student)

- ☐ SQUADRON Membership \$25
- ☐ CREW Membership \$10

Adult member name \_\_\_\_\_

Adult member name \_\_\_\_\_

Student name 1 \_\_\_\_\_

Teacher Name \_\_\_\_\_

Grade \_\_\_\_\_

T-shirt size YS / YM / YL / AS / AM / AL  
(circle one, if applicable)

Student name 2 \_\_\_\_\_

Teacher Name \_\_\_\_\_

Grade \_\_\_\_\_

T-shirt size YS / YM / YL / AS / AM / AL  
(circle one, if applicable)

Student name 3 \_\_\_\_\_

Teacher Name \_\_\_\_\_

Grade \_\_\_\_\_

T-shirt size YS / YM / YL / AS / AM / AL  
(circle one, if applicable)

Primary family address \_\_\_\_\_

Primary family email \_\_\_\_\_

Phone number \_\_\_\_\_

TOTAL PAID:

COMMANDER MEMBERSHIP, what do you want engraved on the plaque? (30 characters)  
For additional Cal Aero Spirit Wear, check out the QR code or go to <https://calaeropto.square.site/>



Thank you!

## Be on the lookout for the PTO Membership Drive

The annual PTO Membership Drive will start in August with fun prize giveaways, including t-shirts and water bottles! Classes with over 80% membership participation will receive a party! Please donate what you can to support extracurricular activities on campus!



**Come to the next meeting!**

The next PTO meeting will be on **TUESDAY, August 13th at 6:30pm**, at the Parkhouse Movie Theater.



View in Square > Spirit Wear



Wear your Spirit Wear every Friday!

Spirit Wear

\$15.00 - \$30.00

— 1 +

Select an option

Select one ▾

Parent's Full Name  
& Child's Full Name  
& Teacher's Name

Required ^

Add to Cart \$15.00



Thank You!

